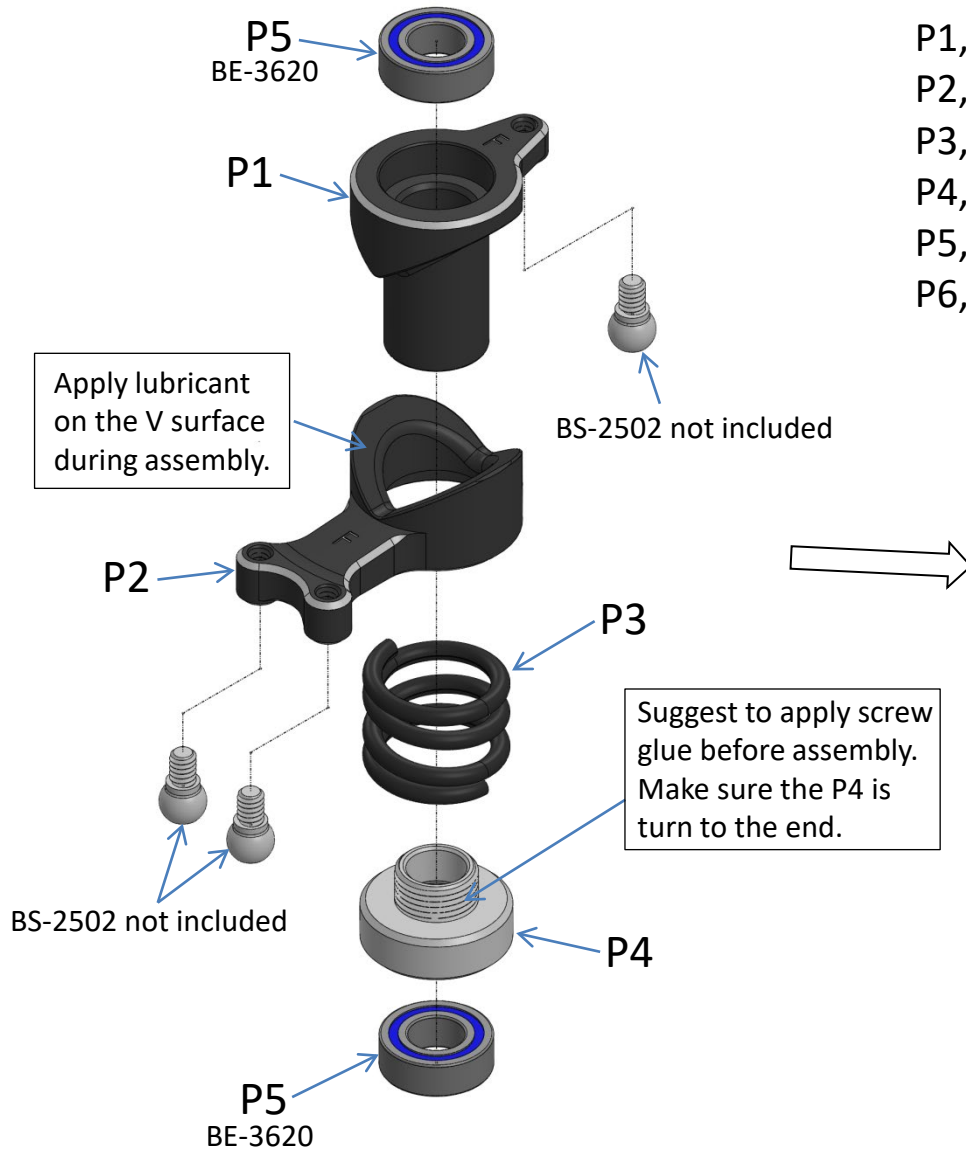


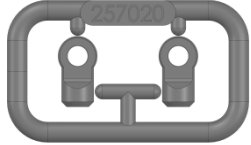
# GLF - OP017 Option Servo Saver Assembly Guide


Apr-2022



P1, Crank 1	x1	P7, 3x4.5x0.1 Shim	x5
P2, Crank 2	x1	P8, Servo Horn	x1
P3, Saver Spring	x1	P9, M1.5x4 TM	x1
P4, Spring Cap	x1	P10, M2x4 KM	x2
P5, BE-3620	x2	P11, M2x4 TM	x1
P6, Saver Stand	x1	P12, 257020	x1
		P13, 307520	x1



**P12**  Note: This ball joint are improved (since it is too weak) and strong enough not easy broken once hit the track. Highly recommend to replace it on steering link.

**P13**  P12 fit for BS-2502  
P13 fit for BS-3025

